


Wii™



95167.226.US



GUITAR HERO™ III

LEGENDS of ROCK

RedOctane 955 Benecia Ave., Sunnyvale, CA 94085

Guitar Hero™ III: Legends of Rock © 2007 Activision Publishing, Inc. Guitar Hero is a trademark and Activision and RedOctane are registered trademarks of Activision Publishing, Inc. Covered by one or more of the following patents: U.S. Patent Nos. 5,739,457, 6,018,121, 6,225,547, 6,347,998, 6,369,313, 6,390,923, 6,425,822, 6,645,067 and 6,835,887; patents pending. The Guitar Hero™ controller shapes are trademarks of Gibson Guitar Corp. All Gibson marks, logos, trade dress, guitar models, controller shapes and related rights provided pursuant to exclusive license from Gibson Guitar Corp. The ratings icon is a registered trademark of the Entertainment Software Association. All other trademarks and trade names are the properties of their respective owners. All rights reserved. ACTIVISION AUTHORIZES USE OF THIS GUITAR HERO™ GAME ONLY IN COMBINATION WITH GUITAR HERO™ CONTROLLERS PROVIDED BY ACTIVISION OR STANDARD GAMEPAD CONTROLLERS PROVIDED WITH THE GAME CONSOLE. ANY OTHER USE IS EXPRESSLY PROHIBITED. NO OTHER LICENSE, EXPRESS OR IMPLIED, IS GRANTED.



PRINTED IN USA

ACTIVISION
INSTRUCTION BOOKLET

PLEASE CAREFULLY READ THE Wii™ OPERATIONS MANUAL COMPLETELY BEFORE USING YOUR Wii HARDWARE SYSTEM, GAME DISC OR ACCESSORY. THIS MANUAL CONTAINS IMPORTANT HEALTH AND SAFETY INFORMATION.

IMPORTANT SAFETY INFORMATION: READ THE FOLLOWING WARNINGS BEFORE YOU OR YOUR CHILD PLAY VIDEO GAMES.

⚠ WARNING - Seizures

- Some people (about 1 in 4000) may have seizures or blackouts triggered by light flashes or patterns, and this may occur while they are watching TV or playing video games, even if they have never had a seizure before.
- Anyone who has had a seizure, loss of awareness, or other symptom linked to an epileptic condition, should consult a doctor before playing a video game.
- Parents should watch their children play video games. Stop playing and consult a doctor if you or your child has any of the following symptoms:

Convulsions Eye or muscle twitching Altered vision
Loss of awareness Involuntary movements Disorientation

- To reduce the likelihood of a seizure when playing video games:
 1. Sit or stand as far from the screen as possible.
 2. Play video games on the smallest available television screen.
 3. Do not play if you are tired or need sleep.
 4. Play in a well-lit room.
 5. Take a 10 to 15 minute break every hour.

⚠ WARNING - Repetitive Motion Injuries and Eyestrain

Playing video games can make your muscles, joints, skin or eyes hurt. Follow these instructions to avoid problems such as tendonitis, carpal tunnel syndrome, skin irritation or eyestrain:

- Avoid excessive play. Parents should monitor their children for appropriate play.
- Take a 10 to 15 minute break every hour, even if you don't think you need it.
- If your hands, wrists, arms or eyes become tired or sore while playing or if you feel symptoms such as tingling, numbness, burning or stiffness, stop and rest for several hours before playing again.
- If you continue to have any of the above symptoms or other discomfort during or after play, stop playing and see a doctor.

⚠ CAUTION - Motion Sickness

Playing video games can cause motion sickness in some players. If you or your child feels dizzy or nauseous when playing video games, stop playing and rest. Do not drive or engage in other demanding activity until you feel better.

IMPORTANT LEGAL INFORMATION

This Nintendo game is not designed for use with any unauthorized device. Use of any such device will invalidate your Nintendo product warranty. Copying of any Nintendo game is illegal and is strictly prohibited by domestic and international intellectual property laws. "Back-up" or "archival" copies are not authorized and are not necessary to protect your software. Violators will be prosecuted.



The Official Seal is your assurance that this product is licensed or manufactured by Nintendo. Always look for this seal when buying video game systems, accessories, games and related products.



Manufactured under license from Dolby Laboratories. Dolby, Pro Logic, and the double-D symbol are trademarks of Dolby Laboratories.



This game is presented in Dolby Pro Logic II. To play games that carry the Dolby Pro Logic II logo in surround sound, you will need a Dolby Pro Logic II, Dolby Pro Logic or Dolby Pro Logic IIx receiver. These receivers are sold separately.

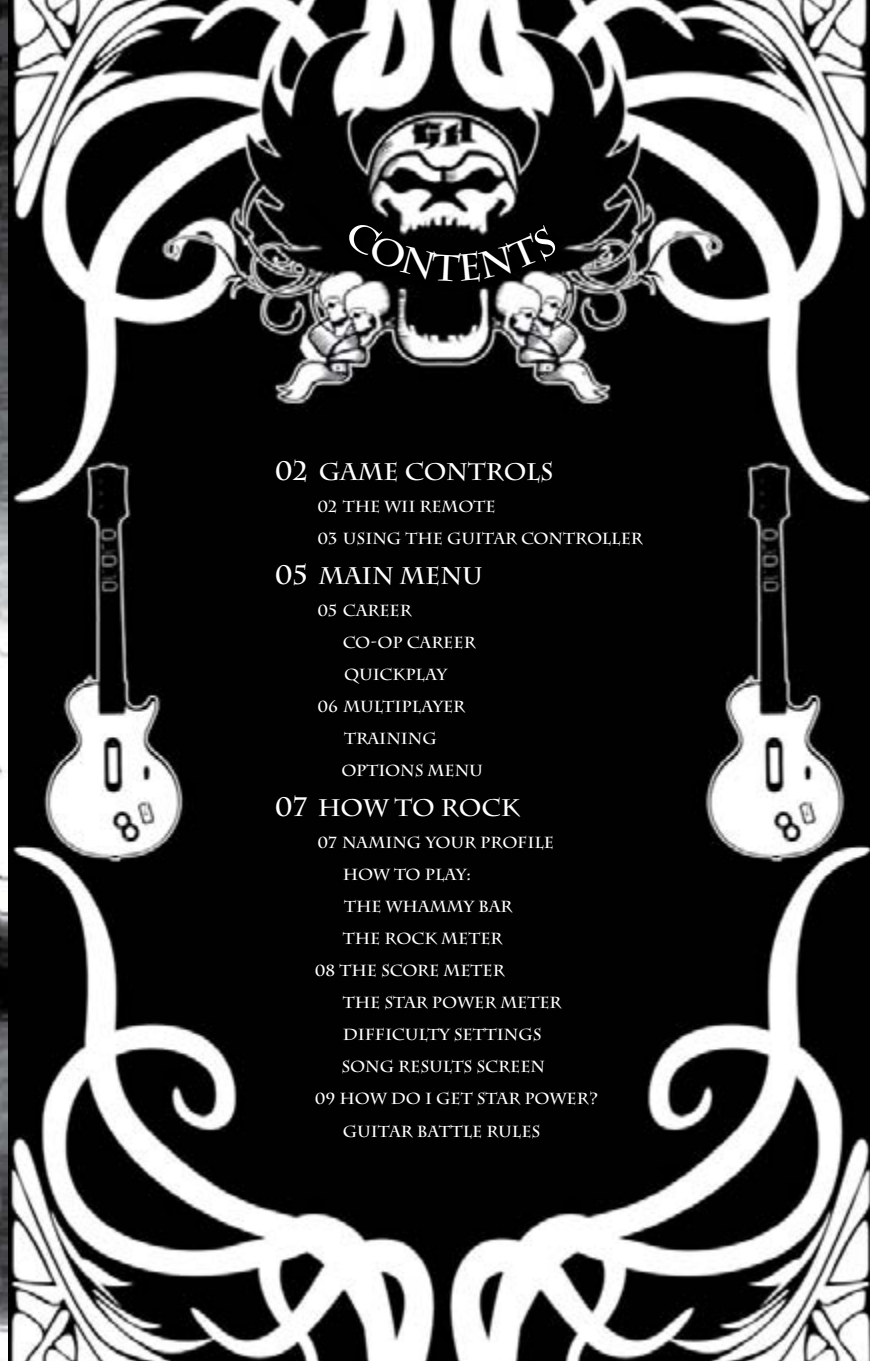
Nintendo, Wii and the Official Seal are trademarks of Nintendo. © 2006 Nintendo.



SYSTEM MENU UPDATE

Please note that when first loading the Game Disc into the Wii console, the Wii will check if you have the latest system menu, and if necessary a Wii system update screen will appear. Press OK to proceed.





02 GAME CONTROLS

02 THE WII REMOTE

03 USING THE GUITAR CONTROLLER

05 MAIN MENU

05 CAREER

CO-OP CAREER

QUICKPLAY

06 MULTIPLAYER

TRAINING

OPTIONS MENU

07 HOW TO ROCK

07 NAMING YOUR PROFILE

HOW TO PLAY:

THE WHAMMY BAR

THE ROCK METER

08 THE SCORE METER

THE STAR POWER METER

DIFFICULTY SETTINGS

SONG RESULTS SCREEN

09 HOW DO I GET STAR POWER?

GUITAR BATTLE RULES

USING THE GUITAR CONTROLLER PLEASE READ BEFORE PLAYING

Please Read the Following Before Using the Guitar Hero Les Paul Controller.

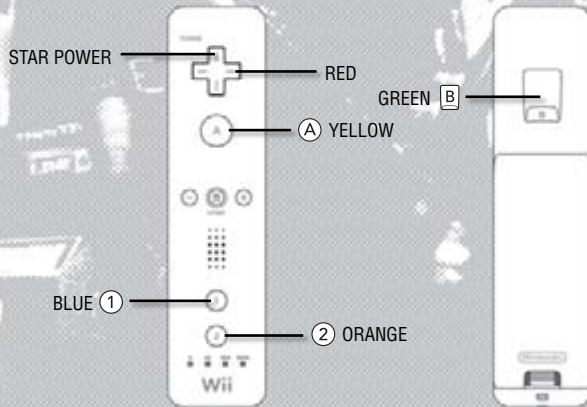
WARNING: If you have heart, respiratory, or other physical impairments that limit your physical activity, DO NOT use the Guitar Hero Les Paul Controller. If you have any doubts, consult with a physician before using the Guitar Hero Les Paul Controller.

- The Guitar Hero Les Paul Controller must be used with care to avoid injury. RedOctane will not be liable from injuries resulting from improper use of the Guitar Hero Les Paul Controller.
- The Guitar Hero Les Paul Controller is for indoor use only and should be kept away from open flames or other heat sources.
- Do not leave the Guitar Hero Les Paul Controller in a dusty or humid place.
- Small children should be monitored at all times when using the Guitar Hero Les Paul Controller.
- Do not modify or disassemble the Guitar Hero Les Paul Controller under any circumstances.
- When not in use, make sure the Guitar Hero Les Paul Controller is removed from playing area and properly stored.
- Excessive use of the Whammy Bar can cause it to break.
- Never get the Guitar Hero Les Paul Controller wet.
- Never stand on the Guitar Hero Les Paul Controller.
- Use a dry cloth to clean the Guitar Hero Les Paul Controller, never use chemicals to clean the product.

The Guitar Hero Les Paul controller is designed specifically for the Guitar Hero game. It does not contain all of the functionality of the standard Wii Controller. If you find that you are unable to navigate out of a screen, try inserting a standard controller to navigate to the game. **ACTIVISION AUTHORIZES USE OF THIS GUITAR HERO™ CONTROLLER ONLY WITH A GUITAR HERO™ GAME PRODUCT OR OTHER ACTIVISION BRANDED PRODUCT. ACTIVISION EXPRESSLY PROHIBITS THE USE OF THIS GUITAR HERO™ CONTROLLER WITH ANY OTHER GAME. NO OTHER LICENSE, EXPRESS OR IMPLIED, IS GRANTED.**

GAME CONTROLS

THE Wii REMOTE



SHAKE Wii REMOTE TO ACTIVATE THE WHAMMY BAR

USING THE GUITAR CONTROLLER

THE GUITAR HERO LES PAUL CONTROLLER



- CONFIRM / PAUSE**
 - BACK / ACTIVATES STAR POWER**
 - NAVIGATES THE MENUS**
 - ACTIVATES THE GREEN NOTE / CONFIRM**
 - ACTIVATES THE RED NOTE / CANCEL**
 - ACTIVATES THE YELLOW NOTE**
 - ACTIVATES THE BLUE NOTE**
 - ACTIVATES THE ORANGE NOTE**
- + BUTTON**
 - BUTTON**
 - ANALOG STICK**
 - GREEN FRET BUTTON**
 - RED FRET BUTTON**
 - YELLOW FRET BUTTON**
 - BLUE FRET BUTTON**
 - ORANGE FRET BUTTON**
- STRUM BAR:** Press the Strum Bar UP or DOWN to activate the Fret button(s) you have pressed.
To navigate in menus press the Strum bar UP or Down.
- WHAMMY BAR:** Press in and out on Long Notes to add your own style to each song.
- TILT SENSOR:** Tilt the Guitar Hero Les Paul Controller up to activate Star Power.



Career

Live the life of a true rock star! In Career mode you unlock new songs and new venues, and also earn cash that you can use to buy additional songs, characters, guitars, guitar finishes, equipment, and other items in the store!

Character Select Screen

Pick your axe-wielding hero from this screen! Each rocker has a unique set of moves.

Guitar and Guitar Finish Select Screens

Which guitar are you going to use to shred up the stage? Purchase different guitars and guitar finishes in the store.

Career Status Screen

From this screen you can see your overall career status, change your character, change your guitar, or buy gear.

Store

Time to spend the cash you earned with your blood, sweat and tears. Inside the Store you can buy new songs, new guitars, new guitar finishes, bonus videos and even new characters.

Co-op Career

Grab a friend and play through the co-op career mode! You'll need to work together in order to progress. Watch out for certain songs that aren't available in the single-player career mode!

Cooperative Gameplay

Two players work together to make it through a song and get the highest score possible! In this mode one player plays the lead guitar and the other player either gets the rhythm or bass guitar. Each player can adjust the difficulty to fit their skill level.

If you want to succeed in Cooperative Career Mode you really need to work as a team. You share a rock meter with your co-player and to activate star power you'll both need to tilt your Guitar Hero Controller at the same time.

Quick Play

Jump right in and start shredding! In Quick Play you're free to play any song you've currently earned or unlocked.

Multiplayer

Get ready for dueling axes of distortion! In the Multiplayer mode there are three different ways to play:

Face-Off: Two players compete against each other while alternating play on the same note chart. Each player can adjust the difficulty to fit their skill level.

Pro Face-Off: This is the ultimate duel for guitar champions. Two players battle it out playing the same note chart at the same time on the same difficulty level. Finish the Medium, Hard, or Expert Career levels to unlock this mode.

Battle: Challenge a friend to a guitar shred-off with Battle mode! By performing well you'll get series of power-ups that you can use to disrupt your opponent. To activate the Battle mode attacks you'll need to raise your guitar like you would when activating Star Power.

Training

Kick out the jams like you mean it. Guitar Hero III: Legends of Rock offers two forms of training:

Tutorials: These interactive tutorials teach you everything you need to know about Guitar Hero III: Legends of Rock and are highly recommended for both beginners and experienced players.

* Note: You will not be able to access the Tutorials without activating a Guitar Hero Les Paul Controller. The option will be grayed out until a Guitar Hero Les Paul Controller is activated.

Practice: You can take any song in the game that you've currently played and can practice any part of it. You can choose to play the song at the normal setting, or you can slow the song down to really help you out.

Options Menu

Tune your settings here. You can access many of these options from the in-game pause menu as well as from the main screen.

Audio Settings: Change the volume of the band (background music), guitar (the part you're playing) and sound FX (crowd volume, background noises) in the game. You can also turn Stereo Sound on and off.

Calibrate Lag: Some televisions have an audio visual lag that can make it difficult to play the game. Use this screen to calibrate your television's lag.

Controller:

Lefty Flip (Player 1 and Player 2): Use Lefty Flip to flip the note locations around on the screen for players that like to hold the controller in their left hand.

Calibrate Whammy: This feature will allow you to calibrate the sensitivity of the whammy bar.

Manage Band: Delete or rename the bands you've created.

Save/Load: Save your game progress, load a game, or turn auto save on or off.

Videos: Watch the bonus videos you've purchased in the Store.

The Store: From here you can access the Store and purchase items with the money you've earned from Career Mode.

Top Rockers: Check out your high scores!

Cheats: From here you can enter codes that can unlock additional items in the game.



Naming Your Profile

It's time to name your band! A good name can mean the difference between opening up at the local youth center and selling out a huge stadium. This band name will serve as the name of your Guitar Hero III: Legends of Rock Profile. You can edit this name later in "Manage Band" located in the Options Menu.

HOW TO PLAY

Guitar Hero III: Legends of Rock's gameplay consists of pressing the Fret Buttons and strumming on the Strum Bar UP or DOWN in sync to the notes that are scrolling toward you on screen.

Basic Notes:

1. Hold the Fret Button that corresponds to the note on the screen.
2. Strum on the Strum Bar UP or DOWN to play the note. (note: If you see a string of the same notes you don't have to release the corresponding Fret Button for each note, You can keep it held down.)



Long Notes (otherwise known as Sustains):

1. Hold the Fret Button down
2. Strum
3. Keep the Fret Button down until the whole note has played.

Chords:

Chords are two or more notes played at the same time. These can come in the form of Basic Notes and Long Notes.

The Whammy Bar

Press the Whammy Bar in and out on Long Notes to add your own style to each song. You'll notice that when you are playing Long Notes, the sound of the note will actually change and bend to reflect how much you're pressing on the Whammy Bar.

The Rock Meter

The Rock Meter is the ultimate gauge for how much you're rocking in the game. This meter

HOW TO ROCK

has four settings.

Green: Duuuude! There is no stopping you! You're hitting just about every note thrown at you.

Yellow: Keep on keepin' on! You're putting on an 'ok' show. The crowd likes your moves...but they're not scrambling to make a bootleg of your performance.

Red: Lame! At this rate you'll be lucky if you can get anyone to help you load your gear into the van after the show.

Flashing Red: Ouch! You're moments away from failing the song unless you get your act together. Keep this up and you'll be booted off stage and escorted from the venue.



The Score Meter

Every note you hit scores you points. If you can nail a series of notes perfectly then you'll receive a handy 'Score Multiplier' which is 2-4X the value of each note you hit. Mess up and your score multiplier vanishes.

The Star Power Meter

Nothing blows an audience away like Star Power. Fill this meter up and you can unleash all the glory of Star Power and achieve scores you never thought possible. Star Power automatically doubles any score multiplier you currently have.

(The Star Power Meter needs to be at least half-full for Star Power to be available to use it.)

Difficulty Settings

The first thing every budding rock star has to decide is what difficulty they'd like to play the game.

Easy: The perfect setting for beginner players. This difficulty setting only utilizes three fret buttons - the green, red, and yellow.

Medium: This difficulty setting brings notes a little faster and utilizes four fret buttons- the green, red, yellow, and blue.

Hard: All five fret buttons are used, and some advanced skills are needed if you expect to rule in this difficulty setting.

Expert: This setting separates the champs from the chumps! This insane difficulty will have you frantically using all five fret buttons and pulling off lots of different chords.



Song Results Screen

Grade: The scale goes from up to 5 Stars, with 5 being the best. Higher grade scores earn you more cash to spend in the store in Career mode.

Score: This is the overall score you received on your song.

Note Streak: Find out how long you went without making a mistake and missing a note.

Notes Hit: This tells you the percentage of notes you hit in the song.

(If that wasn't enough data for you... there's even more stats available by clicking on the 'More Stats' option)

How Do I Get Star Power?

Gain Star Power by nailing a series of star-shaped notes that glow. You have to nail the entire group, otherwise you're out of luck. You can gain even MORE Star Power by using the Whammy Bar on long Star Power notes. Press the Whammy Bar a bunch to get the most of those long Star Power Notes.

Once your Star Power Meter is at least half-full it'll flash and that means you're ready to tilt your Guitar Hero Les Paul Controller! To tilt, hold the Guitar Hero Les Paul Controller straight up! Once Star Power is activated you can lower your Guitar Hero Les Paul Controller back down and continue jamming. Star Power will stay activated until the Star Power meter runs out.

(In no position to tilt the controller up? You can activate Star Power by pressing the - button.)



Guitar Battle Rules

Instead of Star Power, you get Battle Power. Hit the Battle Gems to get a Power-Up. Tilt your guitar upward to attack the other player and make them miss. You have to make your opponent fail before the end of the song or else you go to Sudden Death. In Sudden Death all the power-ups become the devastating Death Drain.

Guitar Battle Attacks

Broken String: Use this attack to break one of your opponent's strings. The button on the guitar controller won't work until they fix it by rapidly tapping that button until it is repaired.

Difficulty Up: This attack will increase the difficulty on your opponent's note chart.

Amp Overload: This attack causes the scrolling fret board on your opponent's screen to shake and blur, making it extremely difficult to read which notes are approaching.

Whammy Bar: Use this attack on your opponent to force them to move the whammy bar fast before they can play notes again.

Power-Up Steal: This attack steals your opponent's attack before they can use it. If they don't have one to steal and you activate this power, you'll lose it.

Double Notes: Deploying this attack forces your opponent to double up on how many notes they have to play.

The Lefty/Righty Flip: The Lefty/Righty Flip Attack swaps the note chart around opposite to how your opponent would normally play the game.

Death Drain: In Sudden Death, the Death Drain power-up will drain your opponent's rock meter.



CREDITS

Developed by Neversoft

Published by Activision

For more information on this product, the credits, or its features, please visit www.guitarhero.com

WARRANTY

RedOctane® warrants to the original purchaser of this RedOctane software that it shall be free from defects in materials and workmanship for a period of ninety (90) days from the date of purchase. If a defect covered by this limited warranty occurs during this 90-day limited warranty period, RedOctane will repair or replace the defective software or component part, at its option, free of charge.

This limited warranty does not apply if the defects have been caused by negligence, accident, unreasonable use, modification, tampering, or any other cause not related to defective material or workmanship.

LIMITATIONS ON WARRANTY

Any applicable implied warranties of merchantability and fitness for a particular purpose are hereby limited to ninety (90) days from the date of purchase and are subject to the conditions set forth herein. In no event shall RedOctane be liable for consequential or incidental damage resulting from the possession or use of this product.

The provisions of the limited warranty are valid in the United States and Canada only. Some states do not allow limitations on how long an implied warranty lasts, or exclusion of consequential or incidental damages, so the above limitations or exclusion may not apply to you. This limited warranty provides you with specific legal rights. You may have other rights which vary from state to state.

CUSTOMER SUPPORT

If you are having problems or have questions about the title you have purchased please visit www.redoctane.com/support.html

CREDITS

Neversoft

Aaron Habibipour
Aaron Williams
Adam Micciulla
Alan Flores
Andy Gentile
Andy Lee
Andy Marchal
Andy Warwick
Anthony Carotenuto
Anthony Pesch
Anthony Saunders
Art Usher
Ben Kutcher
Beth Cowling
Bill Buckley
Brad Bulkley
Brandon Riggs
Brendan Wuiff
Brian Bright
Brian Marvin
Brian Oles
Cameron Davis
Chad Findley
Chris Barnes
Chris George
Chris Parise
Chris Peacock
Chris Vance
Chris Ward
Clark Wen
Clive Burdon
Cody Pierson
Dana Delalla
Daniel Nelson
Darren Thorne
Daryl Kimoto
Dave Cowling
Dave Rowe
Dave Hernandez
David Hind
David Nilsen
David Stowater
Davidicus Schacher
Francisco Mora
Garrett Jost
Gary Jesdanun
Gary Kroll
Gavin Pugh
Genna Habibipour
Geoffrey Inkel
Giancarlo Surla
Gideon Stoczek
Greg Kopina
Greg Lopez
Hari Khalsa
Henry Ji
Jake Geiger
James Slater
Jason Greenberg

Jason Maynard
Jason Uyeda
Jeff Morgan
Jeff Swenty
Jeremiah Roa
Jeremy Page
Jeremy Rogers
Jody Coglianese
Joe Pease
Joe Kirchoff
Joel Jewett
John Dobbie
John "Bunny" Knutson
John Sahas
John Walter
John Webb
John Zagorski
Johnny Ow
Jon Bailey
Jordan Leckner
Jun Chang
June Park
Justin Rote
Karl Drown
Kee Chang
Kendall Harrison
Kevin Mulhall
Kristin Gallagher
Kristina Adelmeyer
Kurt Gutierrez
Lee Ross
Lisa Davies
Lucy Topjian
Marc De Peo
Mario Sanchez
Mark L. Scott
Mark Storie
Mark Wojtowicz
Matt Canale
Max Davidian
Michael Bilodeau
Michael Esposito
Michelle Pierson
Mike Friedrich
Nolan Nelson
Olin Georgescu
Omar Kendall
Pam Detrich
Pat Connole
Patrick Hagar
Paul Robinson
Peter Day
Peter Pon
Randy Guillote
Randy Mills
Rob Miller
Robert Espinoza
Rock Gropper
Rulon Raymond
Ryan Ligon
Ryan Magid

Sam Ware
Sandy Newlands-Jewett
Scott Pease
Sean Streeter
Sergio Gil
Shane Calnan
Simon Ebejer
Sivarak "Kai" Tawarotip
Skye Kang
Steve Gallacher
Stuart Scandrett
Tae Kuen Kim
Takashi Matsubara
Ted Barber
Thai Tran
Tim Stasica
Timothy Rapp
Tina Stevenson
Thomas Shin
Tom Parker
Travis Chen
Zac Drake

Additional Development by:

Allan Lee, Andrew Firth, Becki Halloway, Bobby Russell, Fred Wang, Haroon Piracha, James Barker, James Slater, Jorge Lopez, The Funk Hole, Matt Chaney, Matt Piersall, Michael Veroni, Mike Hall, Patrick Morrison, Okratron5000

Special Thanks To:

Adam Day, Bernie Corrigan, Bret Michaels, Erik Tarkiainen, Janna Elias, Paco Trinidad, Pete Evick, Slash, Tom Morello

Hardcore Testers

Adam Nelson, Bryan Alcorn, Brian Lee, Bryan Berri, Catherine Lefebvre, Chad Sundman, Chris Self, Chris Watkins, Craig Baldwin, Daniel Farina, Danny Wapner, Dante Falcone, David Vandersmith, Derrick Timberlake, Gareth Davies, George Owens, Hao Huang, Ivan Van Norman, James Fenley, Jeff Brys, Jennifer Sills, Jeremiah Donofrio, John Theodore, Kevin Rosenberg, Kevin Quezada, Lee Ware, Matthew J. Ryan, Michael Winte, Neil Cortez, Nicholas Chavez, Orion Brown, Paul Yanez, Robert Byrd, Robert Keating, Ron Williams, Scott Tester, Sean Nagasawa, Sergio Pacheco, Tony Artino, Triston Wall

Motion Capture Performers

Adam Jennings, America Young, Bret Michaels, Colin Day, Derek Syverud, Jerod Edington, Jon Krupp, Judita Wignall, Matt Wignall, Rick Irvin, Sam Gallagher, Scott Kinnenbrew, Slash, Tom Morello

Voice Over Actors

Mark Mintz
Stephen Stanton

Sponsors

Alternative Press

Audio-Technica

©2007 Audio-Technica U.S., Inc., the Audio-Technica name and logo are trademarks of Audio-Technica U.S., Inc. All Rights Reserved.

Axe

AXE/E is a registered trademark of Univeler

Crate

'Crate', 'Flexwave' and the Crate logo are registered trademarks of Loud Technologies, Inc

Decibel Magazine

Endemics

Ernie Ball

Gibson USA

Guitar Center

Guitar Center/E and the Guitar Center/E logo are registered trademarks of Guitar Center, Inc. and are used by permission, all rights reserved

Guitar Player Magazine

Kerrang

Krank

Krank Amplification is a registered trademark of Krank Amplification L.L.C.

Mackie

Mackie is a registered trademark of LOUD Technologies Inc. in the United States and all other countries.

Paste

Pontiac

Pontiac, Pontiac arrowhead emblem, and Pontiac Garage are trademarks of General Motors Corporation, used under license to Activision Publishing Inc.

Red Bull

The RED BULL trademark and DOUBLE BULL DEVICE are trademarks of Red Bull GmbH and used under license. Red Bull GmbH reserves all rights therein and unauthorized uses are prohibited.

Wrigley's

5(tm) is a trademark of Wm. Wrigley Jr. Company

Zildjian

Zildjian, and the stylized Zildjian logo are registered trademarks of the Avedis Zildjian Company.

RedOctane

Software Production

Executive Producer Jeff Matsushita

Associate Producers Ted Lange, Patrick Bowman

QA Lead Daniyel Garcia

QA Analysts Casimero Agustin, Mark Johnson, Raul Renteria, Amanda Amezcua

Publishing

VP of Marketing Stacey Hirata
Global Brand Manager Doug McCracken
Associate Brand Manager Emily Uyehara
Licensing Associate Chris Larkin
Marketing Assistant Kyle Rechsteiner
Sr. PR Specialist Bryan Lam
PR Coordinator Jordan Dodge
Creative Services Manager Mike Doan
Graphic Designers Maly Bun, Minna Hu
President Kai Huang
Head of Publishing Dusty Welch
Executive VP Charles Huang
Executive Assistant Trina Kratz
Controller Richard Santiago
Sr. Financial Analyst Kevin Lurie
Sr. Accountant Tina Xu
Logistics Manager Candy Lu
Logistics Specialist Scott Yang
HR Generalist Kathryn Fernandez
Hardware Group VP of Accessories Lee Guinchard
Director of R&D Jack McCauley
Product Manager Steve Withers
Production Engineering Manager Jared Chan
Product Designer Cody Lee
E-commerce Manager Michael Pan
General Manager, RedOctane Europe Zach Fountain
Production Coordinator Phillip Greenspan

The rest at RedOctane, specifically:

Henry Okamoto, Hana Sakamoto, Masai Davis, David Hus, Joe Mijares, John Devecka, Swami Venkat, and Jennifer Fox

All of the folks at Activision corporate, specifically:

Mike Griffith, Ron Doornink, Thomas Tippel, Brian Kelly, Bobby Kotick, Robin Kaminsky, Brian Hodous, Maria Stipp, Joerg Trouvain, John Watts, Steve Young, Josh Taub, Laura Hoegler, Jennifer Sullivan, Wade Pottinger, Sean Dexheimer, Dan Schaffer, Molly Hinchey, George Rose, Greg Deutsch, Mary Tuck, Kap Kang, Dani Kim, Dave Anderson, Justin Berenbaum, Tina Kwon, Susan Rude, John Dillulo, Ami Sheth, Maryanne Lataif, Michelle Schroder, Steve Rosenthal, Blake Hennon, Vic Lopez, Justin Bennett, Jamie Bafus, Phil Terzian, Jay Komas, Neil Armstrong, Peter Oey, Steve Wereb, Todd Szalla, Nikunj Dalal, Christopher Wilson, Kathryn Murray, Chris Cosby, Frankie Kang, Mark Lania, Dave Stohl, Steve Pearce, "Music Guru Dan Block", Activision APAC and Activision Europe

Activision Music Department

Worldwide Executive of Music Tim Riley
Manager, Music Affairs Brandon Young
Music Supervisor Scott McDaniel
Music Dept Coordinator Jonathan Bodell

Special Thanks

Rachel Dizon, Teri Nguyen, Christine Tu, Miko Garcia, BlackOut, VampireMoon, Skye Lange, Dream Lange, Dorothy Yang, Jordoan, Virginia Lu, The Lam and Fujikawa family, Jo-Jessica, AMI & JO, Bender Helper Impact, The San Jose Sharks, The Juco Family, M.A.C., Teresa Leann Santos, The Larkin Family, No-Nancy, Just Peachy, Enuts, Matt Barnes, B-Diddy, Baron's Beard, Freddie Arnott, GeraBel, Rooney, Grey Hawke, Dasmexa, Biljac, Jon the DSM, Tracy Price, Tug Hunter, Hunter Watson, Matthew Salutillo, Lillian Qian, Kaylan Huang, Charley Huang, Simon Huang, Lily Huang, RedOctane India crew, Dennis Goh, Eskander Matta, Tom Knudsen, Matt Crowley, Eric Johnson

Quality Assurance/Customer Support

Lead, QA Functionality Michael Ryan
Lead, Night Shift Graham Hagmaier
Sr. Lead, QA Functionality Paul Williams
Sr. Lead, Night Shift Frank So
Manager, QA Functionality John Rosser
Manager, Night Shift Adam Hartsfield
Sr. Manager, Technical Requirements Group Christopher Wilson
Director, QA Functionality Marielena Rixford
Director, QA Compliance & Code Release Group James Galloway
VP, QA Functionality/CS Rich Robinson
Sr. Leads, Technical Requirements Group Marc Villanueva, Kyle Carey, Sasan "Sauce" Helmi

Activision Technical Requirements Group

TRG Senior Manager Christopher Wilson
TRG Submissions Lead Dan Nichols
TRG Platform Lead Marc Villanueva
TRG Project Lead Joaquin Meza
TRG Floor Leads Teak Holley, David Wilkinson, Jared Baca

TRG Testers William Camacho, Pisoth Chham, Jason Garza, Martin Quinn, Christian Haile, Alex Hirsch, James Rose, Rhonda Ramirez, Mark Ruzicka, Jacob Zwim

QA Functionality Test Team

Floor Lead Albert Yao
Floor Lead Guy Selga
Database Administrator Dong Fan
Testers Jonathan Green, Kevin Tucker, Michael Tousey, Albert Jacobs, Calvin Mendoza, Ramon Ramirez, Alex Krivulin, Jacob Goldman, Enrique Roland, Matt Ryder, Danny Fehskens, Brian Post, James Stickley, Jonathan Atkinson, Abtin Gramian, Emmanuel Salvacruz, Jason Livergood, Elias Jimenez, Trevor Page, Wei Zhao, Viet Pham, Julius Hipolito, Rodrigo Magana, Eric Burson, Dee Gibson, Erika Rodriguez, Ian Page, Joseph Zhou, Joel Smith, Michael Pallares

Customer Support Managers

Email Support Mike Hill

Network Lab

Sr. Lead Chris Keim
Network Lead Francis Jimenez
Tester Sean Olsen

Multiplayer Lab

Lead Garrett Oshiro
Acting Floor Lead Michael Ashton, Jessie Jones, Leonard Rodriguez
Testers Dov Carson, Jan Erickson, Matt Fawbush, Franco Fernando, Armond Goodin, Mario Ibarra, Jaemin Kang, Brian Lay, Luke Louderback, Kagan Maevers, Matt Ryan, Jonathan Sadka, Michael Thomsen

Burn Room Supervisor

Burn Room Technicians Kai Hus, Danny Feng, Sean Kim, Christopher Norman

Manager, Resource Administration Nadine Theuzilott

LCS/QA Special Thanks

Yvente Ruffin, Dave Garcia-Gomez, Chris Keim, Francis Jimenez, Neil Barizo, Chris Neal, Willie Bolton, Jennifer Vitiello, Jeremy Shortell, Nikki Guillote, Jake Ryan

Localization Team

Director of Production Services, Europe Barry Kehoe

Senior Localization Project Manager Fiona Ebbs

Localization Consultant Stephanie O'Malley Deming

QA Manager David Hickey

QA Localization Leads Dominik Hilsa, Thomas Barth

QA Localization Testers Alberto Fittarelli, Alfonso Sorribes Quintanilla, Anna Parera, Damhan Nagle, Derek Foley, Irene Siragusa, Julien Pierre, Mario Tommadich, Sebastien Toulec

Localization Tools and Support Provided by Xloc Inc.

Activision would like to thank:

Joshua Bowman, Victoria Bowman, Teri Nguyen, Uyen Nguyen, Miko Garcia, 10:58, BeastMan, Skye Lange, Dream Lange, Dorothy Yang, Jordoan, Virginia Lu, Jo-Jessica, The Lam and Fujikawa family, AMI & JO, The Bender Helper Team, The San Jose Sharks, The Juco Family, M.A.C., Teresa Leann Santos, No-Nancy, Da Bears: MB&GB, Just Peachy, The Larkin Family, Enuts, Matt Barnes, B-Diddy, Baron's Beard, Freddie Arnott, GeraBel, Rooney, Grey Hawke, Dasmexa, Biljac, Tracy Price, Jon the DSM, Tug Hunter, Hunter Watson, Matthew Salutillo, Jace Powerchord, Lillian Qian, Kaylan Huang, Charley Huang, Simon Huang, Lily Huang, RedOctane India crew, Dennis Goh, Eskander Matta, Tom Knudsen, Matt Crowley

Animated sequences by:

Titmouse, Inc.

Creative Director Chris Prynoski
Producer Keith Fay
Director Juno Lee
Background Supervisor Antonio Cannobio
Lead Designer Junpei Takayama
Lead Animator David Vandervort
Animator Travis Blaise
Background Painters Sung Jin Ahn, Rozalina Tchouchev
Background Design Keyoei Takayama, Paul Harmon
Ink & Paint Brian Kim
Assistant Background Design Kirk Shimoto
Assistant Animator Ryan Deluca

WaveGroup Sound

Lead Music Producer and Mixer Will Littlejohn
Additional Mixing Nick Gallant
Additional Production Services Scott Dugdale, Ric Fierabracci, Nick Gallant, Lance Taber, Joel Taylor
Guitar Nick Gallant, Lance Taber
Bass Ric Fierabracci, Nick Gallant
Drums, Percussion Scott Dugdale, Joel Taylor
Keyboards, Piano, Organ Scott Dugdale
Vocalists Moorea Dickason, Scott Dugdale, Mark Edwards, Nick Gallant, Kid Beyond, Danny, Shorago, David Dees Urrutia
Engineers Lindsay A. Bauer, Scott Dugdale, Paul Barros Bessone, Bill Frank, Nick Gallant, John Honore, Mark David Lee, Will Littlejohn, Bob Marshall, Sue Pelmdur, Ray J. Sutton, David Dees Urrutia
Programmer Scott Dugdale
Casting Leslie Barton
Production Coordinator Kimberly A. Niewa

Steve Ouimette Studios

Music Produced by Ryan Greene, Steve Ouimette